




# LAMINATE Z LOCKERS

SPECIFICATION



HELMSMAN



## Key Features:


Attractive, modern, space-saving locker design for dry areas.

### Sizes:

1800/1775H X 300W X 450D, 1800/1775H X 380W X 450D, 1800/1775H X 450W X 450D

*Other sizes are also available on request.*

*Please allow up to 4mm tolerance per locker.*



Sturdy construction with carcass manufactured from heavy gauge mild steel - powder coated.

Doors are 10/12mm Solid Grade Laminate from a range of suppliers and colours.

Each door is fitted with a Camlock or Hasp and Staple lock, as required. Other options are available.

Extensive range of colours and finishes available.



1 Northern Way  
Bury St Edmunds  
Suffolk  
IP32 6NH  
(+44) 01284 727626  
sales@helmsman.co.uk  
www.helmsman.co.uk

# LAMINATE Z LOCKERS

## SPECIFICATION

### **Construction**

Powder Coated Mild Steel carcass, spot welded and pop riveted.

### **Door**

Doors manufactured from 10/12mm solid grade laminate. A range of suppliers and colours are available.

### **Lock**

Each door is fitted with a Camlock or Hasp and Staple lock as standard.

### **Hooks**

Double coat hooks are fitted in the top compartment.

### **Rails**

Coat rails are fitted in locker compartments 450mm deep and over.

### **Numbering**

Each door is supplied with a plastic oval number plate recessed into the door. Maximum of 4 numbers. Other numbering options are available.

### **Colours**

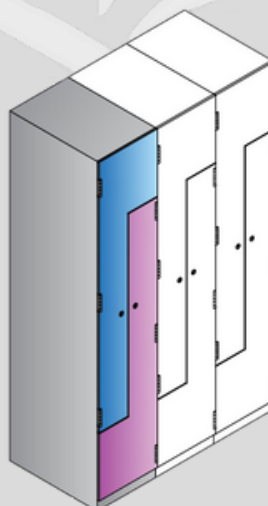
Body is powder coated in colour 'Ice' as standard, colour options for laminate doors can be selected from Helmsman's standard range.

### **Stands/Seats**

Lockers can be provided with either stands or stands with seats on request.

Optional Extras include Installation, End Panels, Infills and Plinths. Please ask our Sales Team for more information.

***We're happy to match other specifications or bespoke requirements.***



SUPPLYING  
LEISURE  
AND THE  
EDUCATIONAL  
INDUSTRY WITH  
LOCKERS FOR  
OVER  
70 YEARS