





LAMINATE Z LOCKERS

SPECIFICATION



Key Features:

Attractive, modern, space-saving locker design for dry areas.

Sizes:

1800/1775H X 300W X 450D, 1800/1775H X 380W X 450D, 1800/1775H X 450W X 450D

Other sizes are also available on request.

Please allow up to 4mm tolerance per locker.

Sturdy construction with carcass manufactured from heavy guage mild steel - powder coated.

Doors are 10/12mm Solid Grade Laminate from a range of suppliers and colours.

Each door is fitted with a Camlock or Hasp and Staple lock, as required. Other options are available.

Extensive range of colours and finishes available.

1 Northern Way
Bury St Edmunds
Suffolk
IP32 6NH

(+44) 01284 727626

sales@helmsman.co.uk

www.helmsman.co.uk



LAMINATE Z LOCKERS

SPECIFICATION

Construction

Powder Coated Mild Steel carcass, spot welded and pop riveted.

Door

Doors manufactured from 10/12mm solid grade laminate. A range of suppliers and colours are available.

Lock

Each door is fitted with a Camlock or Hasp and Staple lock as standard.

Hooks

Double coat hooks are fitted in the top compartment.

Rails

Coat rails are fitted in locker compartments 450mm deep and over.

Numbering

Each door is supplied with a plastic oval number plate recessed into the door. Maximum of 4 numbers. Other numbering options are available.

Colours

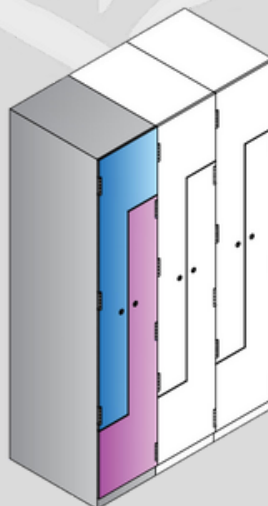
Body is powder coated in colour 'Ice' as standard, colour options for laminate doors can be selected from Helmsman's standard range.

Stands/Seats

Lockers can be provided with either stands or stands with seats on request.

Optional Extras include Installation, End Panels, Infills and Plinths. Please ask our Sales Team for more information.

We're happy to match other specifications or bespoke requirements.



SUPPLYING
LEISURE
AND THE
EDUCATIONAL
INDUSTRY WITH
LOCKERS FOR
OVER
70 YEARS