



HELMSMAN
Leisure



HELMSMAN

SUPPLYING THE LEISURE
AND EDUCATIONAL
INDUSTRY WITH LOCKERS
FOR OVER 70 YEARS

CONTENTS

Who We Are	4-5
Our Process	6-7
Lockers	8-13
- Leisure Lockers	
- Glass Lockers	
- Z Lockers	
Leisure Cubicles	14-19
- Front Line Cubicles	
- Fully Framed Cubicles	
- Glass Cubicles	
Bench Seating	20-21
IPS and Vanity Units	22-23
Accessories	24-25
Case Studies	26-31
- Down Leisure Centre	
- St Sidwells Leisure Centre	
- Helensburgh Leisure Centre	







Helmsman is one of the UK's top manufacturers of a complete range of lockers and cubicles. We offer design, supply, installation and after-sales service for lockers, cubicles and bench seating.

With over 5,500 square metres of offices and factory in Bury St Edmunds, our local workforce has over 40 years of experience working with architects, designers, specifiers, contractors and end-users helping them realise their most creative projects.

We are used to working across different sectors from leisure, healthcare and education through to commercial, retail, construction and industrial.

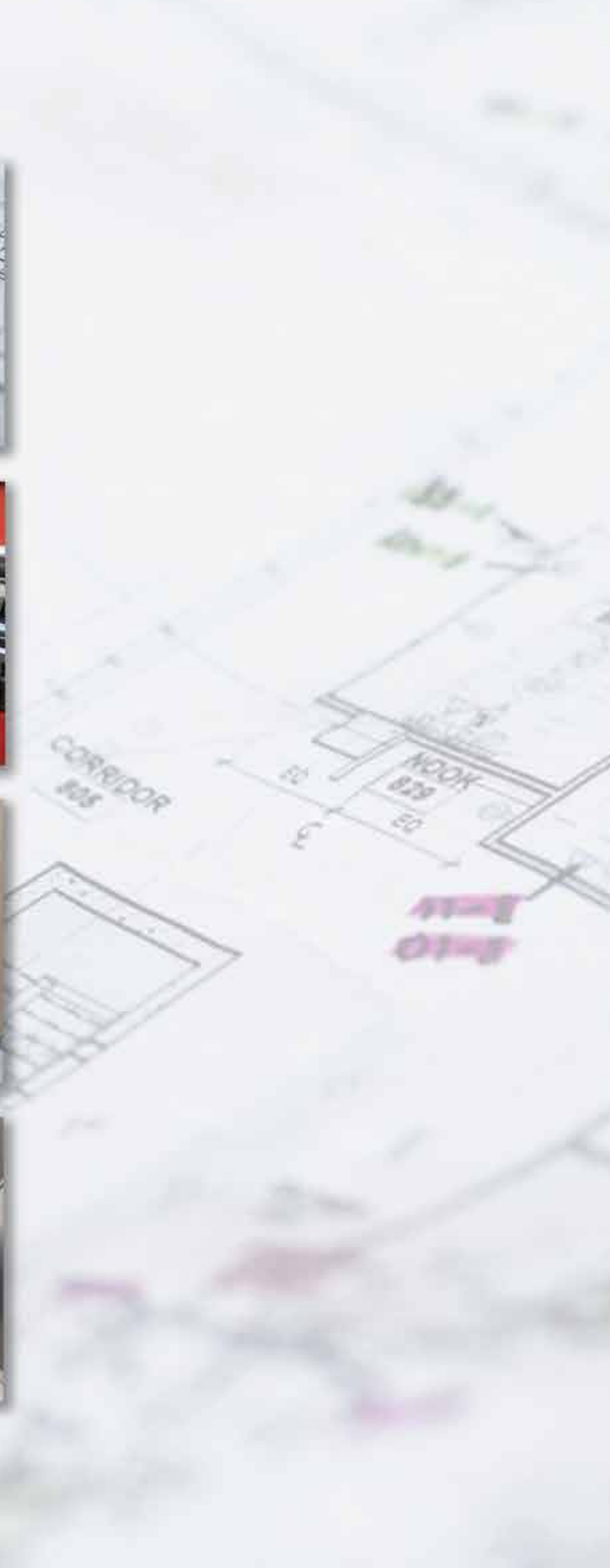
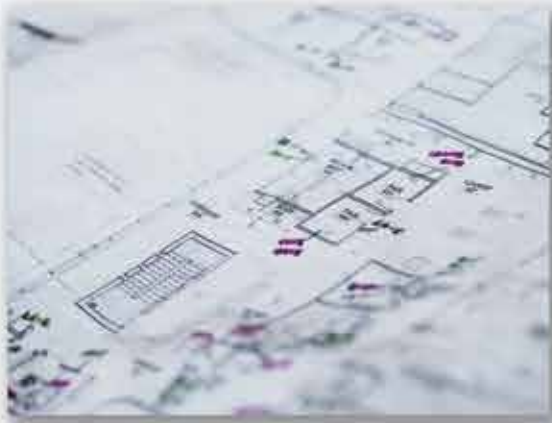
We are able to offer off-the-shelf products as well as bespoke solutions, be they aluminium, steel, glass or solid grade laminate. With a wide range of colours and styles, coupled with options from charging points to different locking systems, we provide the very best solutions for any project.

We supply throughout the UK and Ireland as well as across Europe and the Middle East and can offer supply only solutions to a fully managed turnkey service if preferred by the client.





WHO WE ARE



OUR PROCESS

At Helmsman, we pride ourselves on having the right people, many with years of experience, to design, manufacture, install and look after your product. As the UK's only turnkey manufacturer for lockers, cubicles and bench seating, we can offer you the complete package.

Design Stage:

- Initial consultation
- Sector and building type
- Layout discussion
- Locker design
- Complementary products
- Site Visit

Fabrication

All our lockers are manufactured at our factory in Bury St Edmunds, Suffolk where we have long-serving skilled teams producing high-quality bespoke lockers and cubicles manufactured for each project.

Installation

Once the order is placed, the project is handed to the locker and cubicle installation manager who is responsible for overseeing the team that will install the lockers and cubicles. They work alongside the factory manager and ensure the products are manufactured on time and to the correct specification within the agreed time frame.

After Sales Service

To maximise optimal performance and the longest life cycle, we offer a complete range of after-sales care and service. This ranges from a regular maintenance contract to ad hoc repairs. We handle repairs and maintenance of lockers and cubicles too.





LEISURE LOCKERS





Our Leisure Lockers are specifically designed for areas subjected to chlorinated and high moisture and humidity. As with all our products, they are manufactured on-site and feature solid grade laminate doors manufactured by a variety of different suppliers of your choice. They are ideal for use in areas of high moisture and humidity. Having a solid core construction means there is no risk of peeling, cracking or delamination. They are available in a large range of colours and can be mixed and matched to create dynamic and fun visual appeal.

The lockers are manufactured with extruded doorframes and continuous door hinges. The curved single-piece body of the locker is easy to clean and therefore hygienic and with no sharp edges or dirt traps. They are commonly used to complement leisure cubicles, IPS, vanity units and bench seating to give a consistent and uniform look across the whole area.

Many different locking systems can be supplied with Leisure Lockers but commonly wrist strap keys for swimmers and gym users are predominately used. These lockers are fit for leisure facilities such as changing rooms and washrooms in gyms, health clubs, spas and leisure centres.

Equality compliance is right of utmost importance and we're able to manufacture wheelchair-friendly half-height lockers so that the chair can fit neatly beneath the compartment.



GLASS LOCKERS



Glass locker bodies are manufactured from aluminium and locker doors are from PAR 10mm toughened coloured glass with a roller coat paint finish inside the locker door.

Each locker is fitted with a plastic hook on the right-hand side as standard. Each door is complete with an aluminium plate with engraved numbers. Standard Cam Lock supplied or each door, other options available as an extra.

Our standard locker sizes are: 1800H x 300W x 450D, but we are more than happy to manufacture lockers to suit customer requirements and can create bespoke lockers with bespoke sizes.

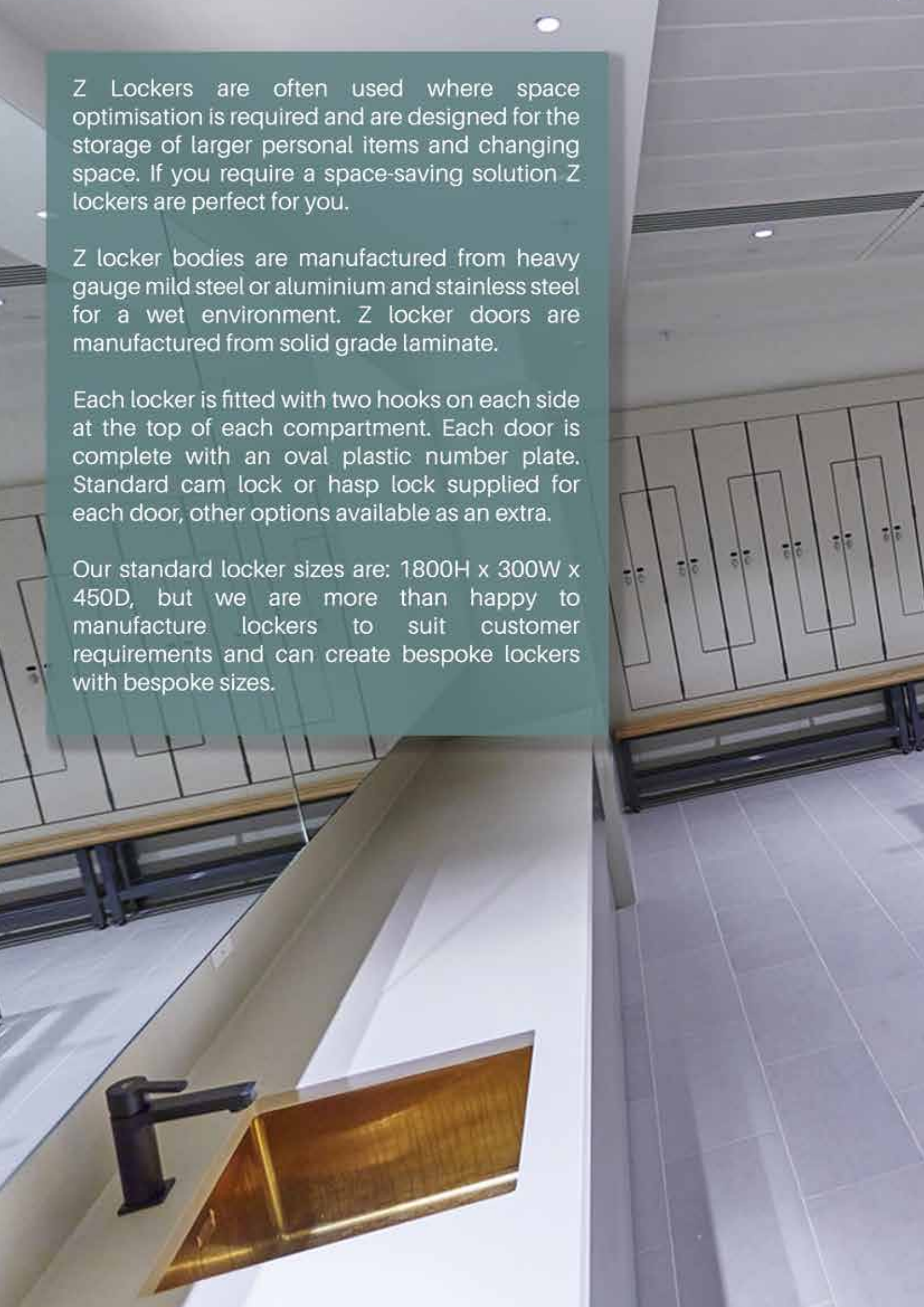
Its non-porous nature means the surface doesn't absorb or allow the ingress of particles. In addition, these lockers do not require a lot of maintenance once installed and keep looking fresh and clean.

Z Lockers are often used where space optimisation is required and are designed for the storage of larger personal items and changing space. If you require a space-saving solution Z lockers are perfect for you.

Z locker bodies are manufactured from heavy gauge mild steel or aluminium and stainless steel for a wet environment. Z locker doors are manufactured from solid grade laminate.

Each locker is fitted with two hooks on each side at the top of each compartment. Each door is complete with an oval plastic number plate. Standard cam lock or hasp lock supplied for each door, other options available as an extra.

Our standard locker sizes are: 1800H x 300W x 450D, but we are more than happy to manufacture lockers to suit customer requirements and can create bespoke lockers with bespoke sizes.





Z LOCKERS





FRONT LINE CUBICLES

Front Line cubicles form part of our standard range and are suitable for the wet and dry toilet and changing room applications. This bespoke range is available in different sizes and dimensions depending on the client's needs and are available in everything from Early Years with low-level cubicle doors through to commercial offices, healthcare and leisure projects.

Also available as "Floating Front Line Cubicles" with a self supporting fully-framed design.

Changing rooms are supplied with seats manufactured from solid grade laminate or slatted hardwood and can be fixed or cantilevered.

Features:

They are robust. A rounded extruded aluminium channel which stabilises and strengthens cubicle. It is mechanically fixed to pilasters.

Each door fitted with three heavy-duty, through fixing hinges, incorporating anti-finger trap and anti-lift design.

Suitable for offices, schools and stadia.

Cost-effective option





FULLY FRAMED CUBICLES

Freestanding fully framed cubicles are durable and stable. They are available with a large colour choice and with no visible fixings, they are aesthetically and visually appealing.

Manufactured using solid grade high-pressure laminate from Abet Laminati, their non-porous fabrication offers a hardwearing, durable and aesthetic solution for cubicle and locker applications with excellent resistance to impact, scratches and abrasion.

With a solid core construction and manufactured to EN 438-2, it means there is no risk of peeling, cracking or delamination and they are ideal for areas of high moisture and humidity such as leisure centres and swimming pool changing rooms. Cubicle sizes are tailored to suit your requirements. Self supporting fully framed design.



GLASS CUBICLES

Opaque glass cubicles are the epitome of luxury and are frequently used in high-end applications.

The combination of glass with polished flat edges and stunning minimalist brushed stainless steel fittings looks fantastic and is the ultimate aesthetic finish perfect for both wet and dry environments. Match these lavish shower and toilet cubicles with glass lockers.

Manufactured from 11.52mm clear laminated toughened glass made up of 2 x 5mm glass panels with 1.52mm EVA interlayer with PAR 5mm/Dubb corners. The top rail is a polished stainless steel tube. Brushed stainless steel brackets for securing panels to each other and walls. Tamper-proof fixings are available as an alternative.

Each door is fitted with 2 brass hinges, incorporating an anti-finger trap and anti-lift design. The door can open inward or outward to suit site requirements. Easy to use robust brushed stainless steel indicator latch.





We manufacture bench seating as either a standalone product or part of an integrated washroom solution with complimentary lockers and cubicles. Suitable for both wet and dry areas, the high-quality bench seating provides comfort and durability.

They are available in a wide range of configurations such as seat stands integrated with lockers, as cubicle benches or freestanding.

Island benching: Freestanding bench, optional shoe tray.

Single-sided bench: Available with coat hook bar.

Double-sided bench: Freestanding with coat hook bar.

Cantilever seating: Depending on the strength of the wall, bracket recommended every 500mm.

Wall/floor seating: Fixed to either or both wall and floor. Recommend a bracket every 500mm.

Bespoke tailor-made solutions are also available.





BENCH SEATING



IPS duct panels (Integrated Plumbing System) allow for quick on-site installation coupled with clean-cut lines and a modern look.

We manufacture a ground-breaking panelling system in either zinc plated wet spec metal or timber with a solid grade laminate decorative surface. These are perfect for the leisure, education, commercial and healthcare sectors.

IPS FRAMES

VANITY UNITS

We can design and supply high-quality solutions for handwash units, hair-drying areas, baby change and KS1 and KS2.

Vanities can be manufactured from solid grade laminate, high-pressure laminate or Corian® in a wide range of colours and styles, these are perfect for both wet and dry demanding environments and are commonly used in leisure, education, commercial and healthcare sectors.

Helmsman offers a complete solution for your washrooms. These systems can be matched with our lockers and cubicles, creating a stylish theme throughout your project.



ACCESSORIES

We carry and supply a wide range of accessories for all our ranges whether it's for a new project or to replace broken or missing items. Clients are able to specify a wide range of carefully chosen high quality accessories from standard locks to contactless locking systems.

Selected for superior styling with practical durability, our accessories add the perfect finishing touch to any changing room, washroom or locker room. Our main lock supplier is Ojmar Intelligent Locking Systems and they are able to supply locking systems suitable for both wet and dry environments and for different uses and types of user.





A selection of the locks and other accessories we have available:

Cam Lock

Hasp Lock

Coin Return Lock

Coin Retain Lock

Combination Locks

Ojmar OTS Locks

Ojmar Digital Locks

Key Straps with Numbering or without

Locker Numbering

Key Numbers

Locker and Master Keys

Ever wonder if colour, texture or lighting can affect our mood? Can these features really make a difference when choosing a locker? Just visit the changing rooms at the state of the art Down Leisure Centre in Downpatrick, view the lockers and make up your own mind.

We are proud to have been involved with this fantastic Leisure Centre in Downpatrick. The lockers & cubicles designed by Kennedy Fitzgerald Architects incorporate many elements of atmospherics. The green promotes feelings of freshness and nature, whilst the brown in the walnut laminate doors relates to the earth and life. When these colours are combined they are effective in bringing the outside in. With every detail thought of, the LED lighting is positioned in the changing rooms in a way that reflects off our high spec glass lockers and cubicles.

We supplied leisure lockers with walnut Formica doors. These are located beside the luscious lime coloured glass lockers and complement each other beautifully. We fitted matching vanity shelving and GRP bench seating. All these textures and colours engage the senses and uplift the customer giving them the feel-good factor.

Supplied in a clear interlayer and panel glass, the glass shower and toilet cubicles complete the overall look of the changing rooms. This project oozes luxury and quality on all fronts. We are delighted to add to the customer experience with our quality lockers and cubicles at Down Leisure Centre.



DOWN LEISURE CENTRE

Downpatrick, Northern Ireland





ST SIDWELLS POINT LEISURE CENTRE

Exeter, Devon



St Sidwells Point Leisure Centre, built by Kier, is the first leisure centre in the UK to follow the Passivhaus standards to have low energy consumption making sure the building is airtight and energy-efficient.

Helmsman won this project back in 2020 and worked with Kier Construction to provide the best and most modern solutions for St Sidwells Point changing rooms. We supplied the full lockers and cubicle package including, benches, an integrated plumbing system (IPS) and vanity units.

Most of the lockers and cubicles manufactured, supplied and delivered were from glass. Glass lockers and cubicles bring a sense of maturity and modern feel to the changing rooms. The glass lockers have Ojmar OTS Advance RFID locks, they are simple yet elegant, but the system behind them is highly advanced and smart. The RAL colours of glass' are grey-white, pastel green and pastel turquoise, creating a sophisticated look. A few leisure lockers in Formica Elegant Oak laminate keep the earthiness theme flowing through the changing rooms.

The glass cubicles are pastel green to match the glass lockers. Moreover, they also requested to have Helmsman's front line cubicles range with a floating leg and hidden fixings for an aesthetic look. The doors are in Formica Dusty Jade and, the dividers are in Abet Blue Dust laminates. The laminate colours match the rest of the interior.

Several different types of benches are fitted in the changing rooms, including island benches, double-sided benches with coat hook bars and, benches fixed wall to the floor. These were all perfect for the wet environment and had mixed laminate slats matching leisure lockers and Front-Line cubicles. To keep the project uniform, we supplied the timber frames for the IPS, the panels and the vanities that matched solid grade laminate.

HELENSBURGH LEISURE CENTRE

Helensburgh, Scotland



Helensburgh's new waterfront leisure centre began work in August 2020 and is set to open this year. The project by Argyll and Bute council is part of The Helensburgh Waterfront Development, creating an attractive vibrant waterfront for the Scottish town.

Helensburgh's new leisure centre is part of The Helensburgh Waterfront Development, creating an attractive vibrant waterfront for the Scottish town. The £22 million project includes new swimming and studio pools, a gym and a café with stunning views of the Clyde, all with the aim to make these facilities available for everyone.

Helmsman worked with the team at Heron Bros to manufacture, deliver, and install Fully Framed cubicles, bespoke Front Line cubicles and our popular Leisure Lockers, as well as IPS panels and vanity units.

The design of the bespoke Front-Line cubicles included the ability to remove the door in an emergency, saving valuable time should a situation arise. To keep with the theme throughout Helensburgh Leisure Centre, the materials and colours chosen for the project were kept simple and slick. Our Front Line and Fully Framed cubicles were manufactured in solid grade laminate from a selection of suppliers. With laminate from Formica in colour Storm, Greenlam in colour Blue Galaxy and Abet in colour Pearl Grey with matching Leisure Lockers in Formica's Storm and Abet's Pearl Grey. Also included in the project were security key coin return locks by Ojmar, metal IPS panels and solid grade laminate vanity units.

The Helensburgh Leisure Centre project received an "Excellent" rating in a recent Audit by the Considerate Constructors Scheme (CCS), and we are proud to have bene a part of it.





HELMSMAN

The Complete Leisure Package

1 Northern Way
Bury St Edmunds
Suffolk
IP32 6NH
(+44) 01284 727626
sales@helmsman.co.uk
www.helmsman.co.uk

