



# HELMSMAN

*Workplace*



# HELMSMAN

SUPPLYING THE LEISURE  
AND EDUCATIONAL  
INDUSTRY WITH LOCKERS  
FOR OVER 70 YEARS

---

## CONTENTS

---

Who We Are 4-5

Our Process 6-7

Lockers 8-19

- Z Lockers
- Metal Lockers
- Garment Collector & Dispenser
- Twin & Divided Lockers
- Laminate Lockers
- Heated & Charging Lockers

Cubicles 20-23

- Front Line Cubicles
- Glass Cubicles

Bench Seating 24-25

Accessories 26-27

Case Studies 28-31

- Hays Galleria
- McCormick





Helmsman is one of the UK's top manufacturers of a complete range of lockers and cubicles. We offer design, supply, installation and after-sales service for lockers, cubicles and bench seating.

With over 5,500 square metres of offices and factory in Bury St Edmunds, our local workforce has over 40 years of experience working with architects, designers, specifiers, contractors and end-users helping them realise their most creative projects.

We are used to working across different sectors from leisure, healthcare and education through to commercial, retail, construction and industrial.

We are able to offer off-the-shelf products as well as bespoke solutions, be they aluminium, steel, glass or solid grade laminate. With a wide range of colours and styles, coupled with options from charging points to different locking systems, we provide the very best solutions for any project.

We supply throughout the UK and Ireland as well as across Europe and the Middle East and can offer supply only solutions to a fully managed turnkey service if preferred by the client.



---

# WHO WE ARE

---

---

# OUR PROCESS

---

At Helmsman, we pride ourselves on having the right people, many with years of experience, to design, manufacture, install and look after your product. As the UK's only turnkey manufacturer for lockers, cubicles and bench seating, we can offer you the complete package.

## Design Stage:

- Initial consultation
- Sector and building type
- Layout discussion
- Locker design
- Complementary products
- Site Visit

## Fabrication

All our lockers are manufactured at our factory in Bury St Edmunds, Suffolk where we have long-serving skilled teams producing high-quality bespoke lockers and cubicles manufactured for each project.

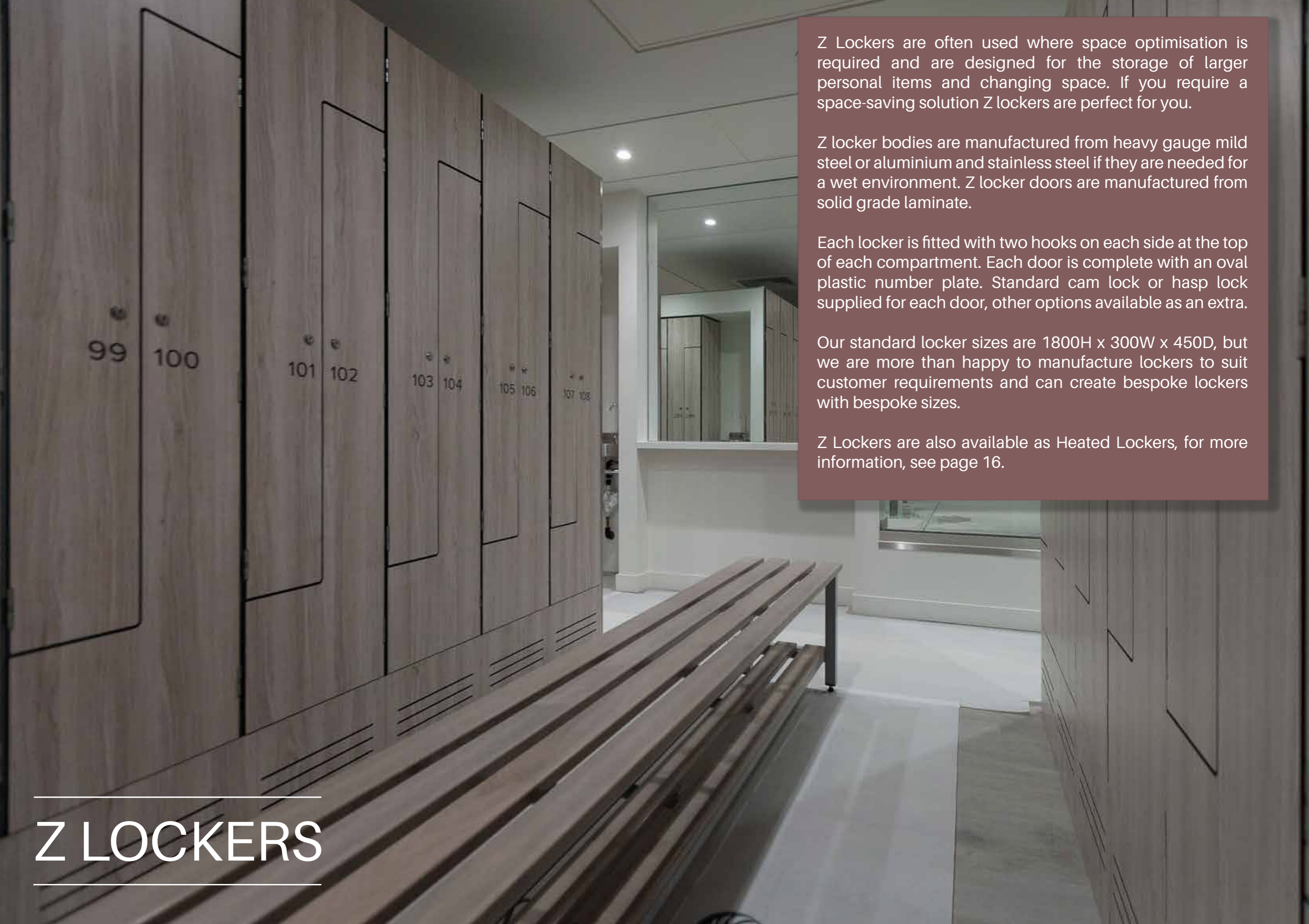
## Installation

Once the order is placed, the project is handed to the locker and cubicle installation manager who is responsible for overseeing the team that will install the lockers and cubicles. They work alongside the factory manager and ensure the products are manufactured on time and to the correct specification within the agreed time frame.

## After Sales Service

To maximise optimal performance and the longest life cycle, we offer a complete range of after-sales care and service. This ranges from a regular maintenance contract to ad hoc repairs. We handle repairs and maintenance of lockers and cubicles too.





Z Lockers are often used where space optimisation is required and are designed for the storage of larger personal items and changing space. If you require a space-saving solution Z lockers are perfect for you.

Z locker bodies are manufactured from heavy gauge mild steel or aluminium and stainless steel if they are needed for a wet environment. Z locker doors are manufactured from solid grade laminate.

Each locker is fitted with two hooks on each side at the top of each compartment. Each door is complete with an oval plastic number plate. Standard cam lock or hasp lock supplied for each door, other options available as an extra.

Our standard locker sizes are 1800H x 300W x 450D, but we are more than happy to manufacture lockers to suit customer requirements and can create bespoke lockers with bespoke sizes.

Z Lockers are also available as Heated Lockers, for more information, see page 16.

---

# Z LOCKERS

---

# METAL LOCKERS



Metal is the traditional material for the fabrication of lockers and the clanging of metal locker doors is synonymous with many people's childhood schooling. While other materials are also now commonly used, there are still applications where metal is the preferred choice for storage solutions.

These lockers are reliable, easy to upkeep and a perfect storage solution. The mild steel metal body and doors can be powder-coated in any Helmsman RAL colour.

Available in full-length, half height, or multi compartment lockers, and with the option of a variety of configurations, sizes shapes, tiers and banks to suit your project.

Our Essential Metal Lockers have added strength and security within the door frames, manufactured from heavy guage mild steel, making them robust and designed to give years of use.

Stands for Essential Metal lockers can also be supplied, with or without adjustable feet.

We also have a range of workwear lockers, see next page for more details.

And of course, if any of our standard range doesn't fit the bill, Bespoke designs are available to suit individual or more specialised needs.





Should staff members be required to get changed on site, lockers are a necessary requirement for an employer. Helmsman can provide a range of storage solutions for the workplace.

If you need to provide clean garments for staff, whilst providing a drop off point for soiled clothing, Garment Dispenser and Collector lockers are a perfect option. Garment Dispensers and Collectors are lockers designed to allow employees to collect clean garments while soiled clothing is collected centrally through another locker into a serviced laundry bag.

Our Garment Dispensers are available with 5, 8, 10, 15, or 20 doors. These lockers keep garments clean and secure, thus reducing theft and eliminating the need for staffed cloakrooms and stores.

Garment Collecting lockers are perfect for industrial workplaces and are used to collect dirty overalls and workwear. They are suitable for the manufacturing, pharmaceutical or food industries and are available with flat or sloping tops.

Both the Garment Collector and Dispenser are manufactured from mild steel, with a size of 1820H x 380W x 450D mm. Cam Locks or Hasp locks are the standard selection, however other locking systems are available on request. These lockers are available in a wide range of RAL colours.

As with all of our locker products, we can also provide bespoke lockers to fit individual requirements. Just ask a member of our Sales Team.

# WORKWEAR LOCKERS



# STAFF LOCKERS

In order to prevent employees' own clothes becoming contaminated, or mixed with their work clothes, it is advisable to provide separate storage for clean and contaminated clothing. Our Divided Locker comes complete with vertical partitions which provide two separate hanging areas allowing soiled and clean clothing to be segregated.

We also provide Twin Lockers, which come with 4 compartments, 2 top shelves and two compartments that are vertical include coat hooks at the top. These type of lockers are ideal for a high volume of users in a small space as it saves around 40% of floor space, which would be required for 2 independent full-length lockers.

Both the Divided Locker and Twin Locker are sized at 1775H x 380W x 300D or 450D mm, with the Twin Locker also available as a "Big Twin Locker" at 1945H x 380W x 450D mm.

These lockers are manufactured from Mild Steel, and Cam Locks or Hasp locks are the standard selection, however other locking systems are available on request.

These lockers are available in a wide range of RAL colours, ask one of our sales team for details.

Divided, Welled and Uniform Lockers



Twin vs Big Twin



Twin Lockers in situ at Reach Print





Helmsman's Lamnate Lockers are a heavy-duty storage solution manufactured with a metal frame and a laminate door. We use only the best high-end laminate, giving you years of service whilst withstanding wear and tear. With a range of materials available, we can supply lockers for wet areas or dry areas in a variety of settings.

These lockers can be designed to stand out with a bright colour palette, or blend into existing surroundings. This locker design can come with a variety of colours and finishes, from a bright pop of colour to an English Oak wood effect. There are also a variety of configurations available, and with bespoke options too, you have the flexibility to choose something perfect for your project.

If you're just looking for corridor or staff room lockers, the durable dry area lockers are made with heavy gauge mild steel body and laminate doors, the perfect storage solution.

Should you need laminate lockers for a wet area, such as school changing rooms, or a busy university gym, the laminate lockers are made with an aluminium and stainless-steel body and laminate doors. Not only do they withstand rust, but the laminate doors create an easy to clean and hygienic, yet stylish option for your project.

These lockers can come in a range of sizes, shapes and configurations, including Z lockers, as well as with a variety of locking systems, from camlocks to digital locks.

# LAMINATE LOCKERS





# CHARGING LOCKERS

Over the last several years we've seen a dramatic rise in enquiries relating to 'charging lockers' and smart storage.

These are particularly in demand in schools, colleges and universities but also in commercial, retail and industrial environments. The ability to safely store phones, tablets and laptops or power tools while charging them at the same time is of great benefit.

These innovative lockers are ideal for charging devices and are available with various compartment doors i.e. 5, 10, 12, 15, 20, 28, 30 and 40.

Charging lockers have a 13amp charging socket and can include USB Ports on request. The internal sockets are side-mounted for ease of access with a single or double plug option.

All doors and side panels are perforated to aid ventilation and reduce the risk of heat build-up.



Ideal for commuters and staff who require their damp clothes to dry before the end of the working day. These heated lockers are also great for swimming pool or spa changing rooms. Lockers can come in the standard sizes and compartments, can also come in Z shape lockers. Bespoke sizes are available too.

# HEATED LOCKERS

Our heated lockers are the perfect solution for wet clothes. These lockers can come with metal or laminate doors depending on your aesthetic needs. A perforated base allows the warm air to circulate inside the locker and perforated slots at the top allow the damp air to flow out.

We use single and twin tube heaters. These lockers can plug into a UK 3 pin power socket or, wires can connect into a fused switch depending on your site. For a large run of lockers, it is recommended to wire lockers into a fused switch. Additional shelves and shoe holders are available on request.



---

# FRONT LINE CUBICLES

---

Front Line cubicles form part of our standard range and are suitable for the wet and dry toilet and changing room applications. This bespoke range is available in a variety of different sizes and dimensions depending on the client's needs and are available in everything from Early Years with low-level cubicle doors through to commercial offices, healthcare and leisure projects.

Also available as "Floating Front Line Cubicles" with a self supporting fully-framed design.

Changing rooms are supplied with seats manufactured from solid grade laminate or slatted hardwood and can be fixed or cantilevered.

#### Features:

Front Line cubicles are robust and long lasting. A rounded extruded aluminium channel stabilises and strengthens the cubicle. It is then mechanically fixed to pilasters.

Each door is fitted with three heavy-duty, through fixing hinges, incorporating anti-finger trap and anti-lift design.

A cost effective option suitable for offices, schools and stadia.



# GLASS CUBICLES

Opaque glass cubicles are the epitome of luxury and are frequently used in high-end applications.

The combination of glass with polished flat edges and stunning minimalist brushed stainless steel fittings looks fantastic and is the ultimate aesthetic finish perfect for both wet and dry environments. Match these lavish shower and toilet cubicles with glass lockers.

Manufactured from 11.52mm clear laminated toughened glass made up of 2 x 5mm glass panels with 1.52mm EVA interlayer with PAR 5mm/Dubb corners. The top rail is a polished stainless steel tube. Brushed stainless steel brackets for securing panels to each other and walls. Tamper-proof fixings are available as an alternative.

Each door is fitted with 2 brass hinges, incorporating an anti-finger trap and anti-lift design. The door can open inward or outward to suit site requirements. Easy to use robust brushed stainless steel indicator latch.



We manufacture bench seating as either a standalone product or part of an integrated washroom solution with complimentary lockers and cubicles. Suitable for both wet and dry areas, the high-quality bench seating provides comfort and durability.

They are available in a wide range of configurations such as seat stands integrated with lockers, as cubicle benches or freestanding.

Island benching: Freestanding bench, optional shoe tray.

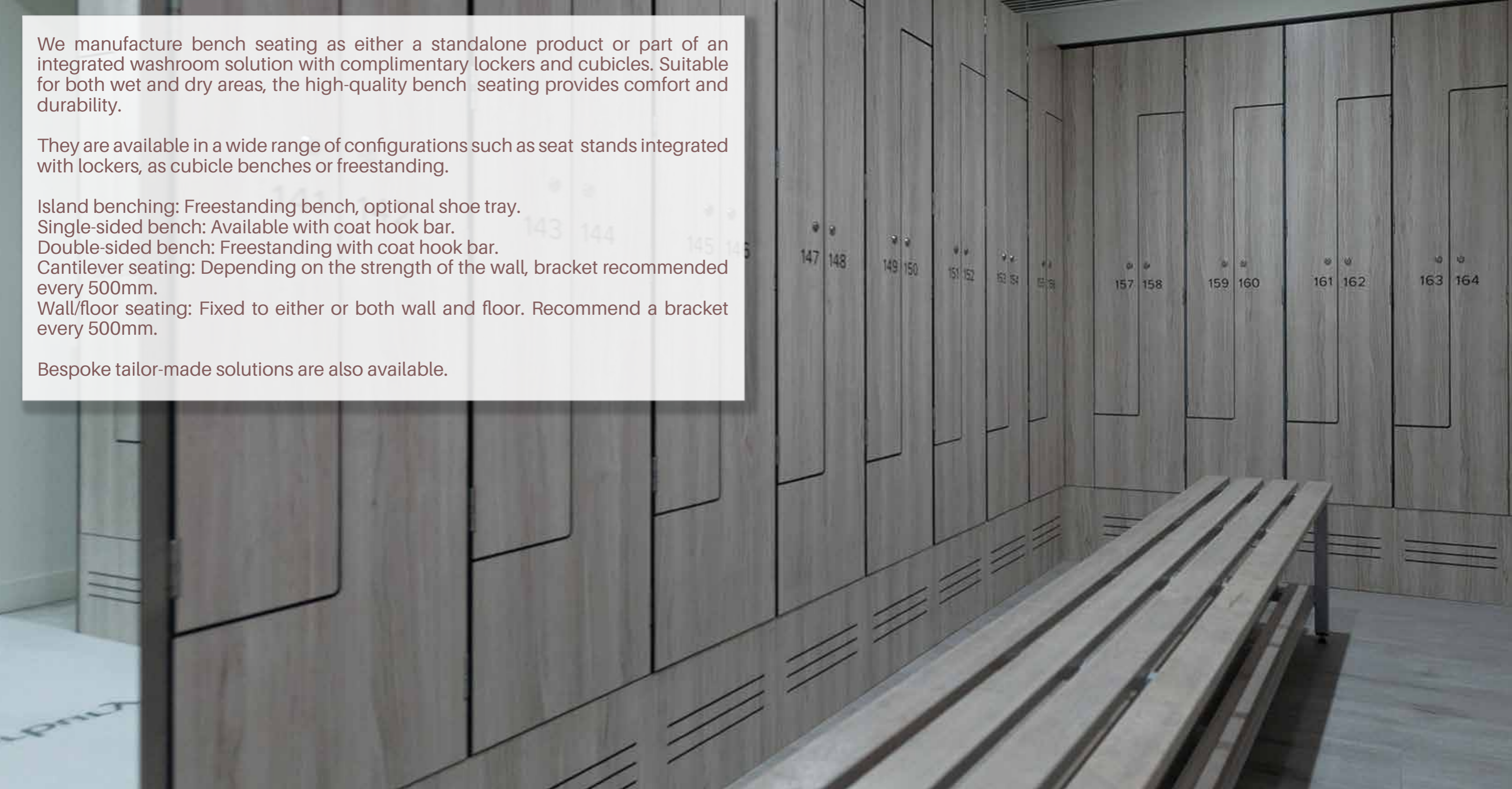
Single-sided bench: Available with coat hook bar.

Double-sided bench: Freestanding with coat hook bar.

Cantilever seating: Depending on the strength of the wall, bracket recommended every 500mm.

Wall/floor seating: Fixed to either or both wall and floor. Recommend a bracket every 500mm.

Bespoke tailor-made solutions are also available.



---

# BENCH SEATING

---

---

# ACCESSORIES

---

We carry and supply a wide range of accessories for all our ranges whether it's for a new project or to replace broken or missing items. Clients are able to specify a wide range of carefully chosen high quality accessories from standard locks to contactless locking systems.

Selected for superior styling with practical durability, our accessories add the perfect finishing touch to any changing room, washroom or locker room. Our main lock supplier is Ojmar Intelligent Locking Systems and they are able to supply locking systems suitable for both wet and dry environments and for different uses and types of user.



A selection of the locks and other accessories we have available:

- Cam Lock
- Hasp Lock
- Coin Return Lock
- Coin Retain Lock
- Combination Locks
- Ojmar OTS Locks
- Ojmar Digital Locks
- Key Straps with Numbering or without
- Locker Numbering
- Key Numbers
- Locker and Master Keys

The Hays Galleria building accommodates office space, restaurants, shops and flats. Situated on the south bank of the River Thames, this unique building took on a refurbishment over six floors across all three buildings and the basement.

Helmsman had the opportunity to manufacture, deliver and install around 180 Z lockers and several benches to commuter washrooms and changing rooms. The client requested wet area Z type lockers, which we provided in heavy-duty aluminium and stainless steel powder-coated bodies and solid grade laminate Z doors. The body was in standard 'ice' and the laminate door was Grey Maple (619) from our Abet Laminati collection. Z locker sizes were bespoke to comply with the space.


The majority of the lockers are with standard cam locks, and 44 of the Z lockers are with a keyless operation of the Ojmar OCS Pro locks for security and sleek design. These locks have a digital keypad with an integrated handle. In these uncertain times, these locks are hygienic and easy to upkeep.

Bespoke bench seating with shoe tray underneath, manufactured from hardwood slats, complement the lockers. The client specifically requested to have these made from hardwood to match the laminate locker colour.

We have a dedicated and experienced in-house design team supported by its on-site factory. From the outset, we bring a combination of skills and creativity to influence our clients' decision-making to ensure that concepts are turned into reality.

# HAYS GALLERIA

London





---

# MCCORMICK

Peterborough and Haddenham

---

McCormick specified that they needed staff, office and visitor lockers at their new Peterborough facility and Helmsman were keen to deliver. We site surveyed the facility before manufacturing of lockers started to make the most use of the space.

We installed five compartment and eight compartment garment dispensers and several garment collectors for the staff changing room on the lower floor. These metal lockers were powder-coated in 'Smoke' and 'Forest Green' RAL colours to separate the areas. The two and four compartment essential metal lockers made their way to the back end of the changing room in 'Smoke' and 'Royale Blue' specifically for visitors.

The two and five compartment laminate lockers in Abet 'Ice White' decorated the upstairs offices. These lockers needed to match the modern style of the office, with the idea to try and blend the lockers into the white walls. All lockers came with either cam locks or hasp & staple locks for extra security.

A year later, we were invited back to their UK HQ in Haddenham to provide some more staff lockers. We manufactured and installed 164 essential metal 1 compartment lockers with sloping tops on stands. We also supplied 10 double sided benches with coat hooks.





**HELMSMAN**

The Complete Workplace Package

1 Northern Way  
Bury St Edmunds  
Suffolk  
IP32 6NH  
(+44) 01284 727626  
sales@helmsman.co.uk  
www.helmsman.co.uk

