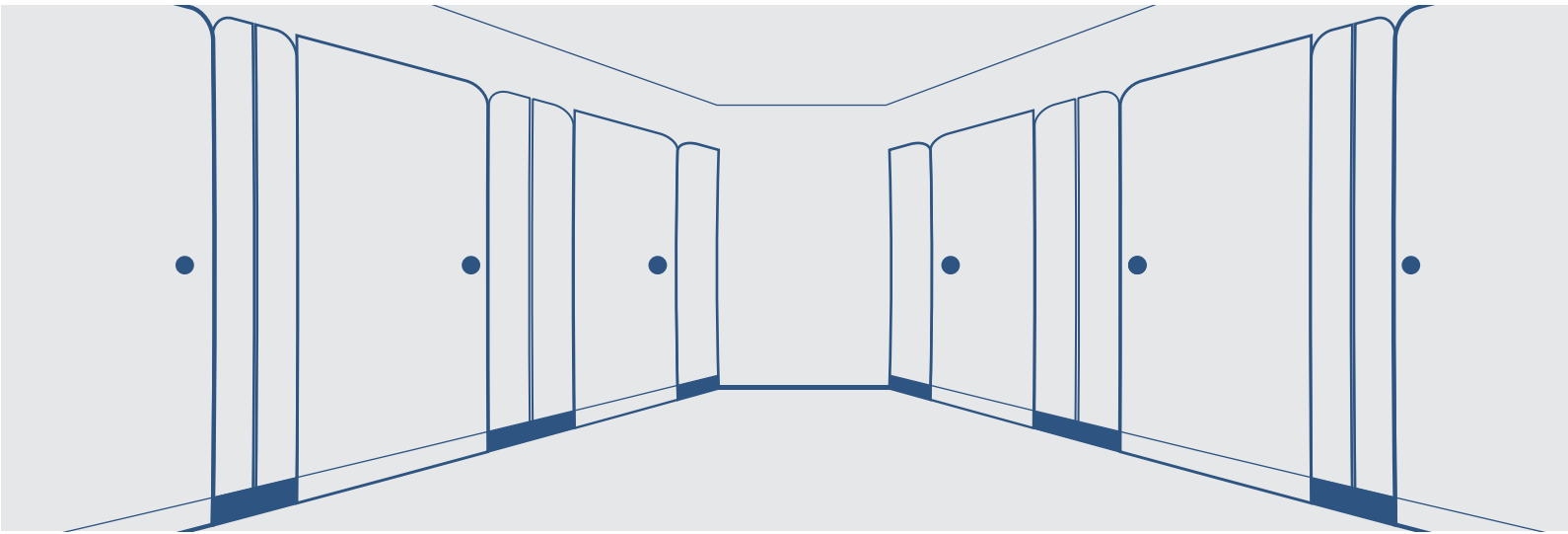


HELMSMAN




WASHROOM COLLECTION






WASHROOM COLLECTION

The anti-bacterial Washroom Collection brings in 10 new decors to complement its existing market leading range of 47 designs. The range features all decors across an effective range of sizes and formats to ensure a broad array of solutions are open to specifiers and designers, complemented by the Helmsman Locker collection. Helmsman products lead the way in terms of durability and performance. All decors and formats are delivered with an effective Peel Coat protection to meet the needs of fabricators and installers.



SOLID (SOLID GRADE LAMINATE)


Protective surface (for print decors)
impregnated with melamine resin
Kraft paper layers impregnated with
phenolic resins
Decorative paper impregnated with
melamine resin



Texture: Suede

SOLIDS

This full spectrum of colours allows the freedom of design required for modern interiors. All matching laminates can be postformed or flat bonded as required for any matching requirements.



111
Designer White




116
Soft White



113
Frosty White



121
Ivory




133
Moonstone




149
Sheer




163
Bay



271
Light Grey




275
Pearl Grey



F7961
Fog




289
Beryl




F0231
Peaceful Blue



261
Dark Grey



279
Char Grey



257
Olive




231
Lime Yellow



207
Divine Yellow



259
Lime



290
Dusty Jade



F7884
China Blue



297
Blue Galaxy



166
Blush Pink



161
Hot Pink



173
Barbie Pink




204
Red Dynasty



215
Tangerine



291
Electric Blue



401
Black

PATTERNS

We have refreshed our Patterns Collection to include the latest in interior effects to be utilised.



5577 Houston

5578 Madison



923
Meta Silver



5577
Houston

NEW



5578
Madison

NEW



5566
Clear Mesh

NEW



5568
Smoky Mesh

NEW

WOODGRAINS

We have ensured we bring you the latest woodgrain effects to ensure the warmth of timber can be combined with the durability offered by our Solid Grade Laminate products.



9610
Pure Ash

NEW



F5374
Elegant Oak



5003
Phillipine Teak



9611
Innate Ash

NEW



5353
Rosenheim Elm

NEW



5018
Brooks Walnut



5331
Midnight Acacia

NEW



F5374 Elegant Oak



DURABLE SOLUTIONS WITH DESIGN INSPIRED SURFACES

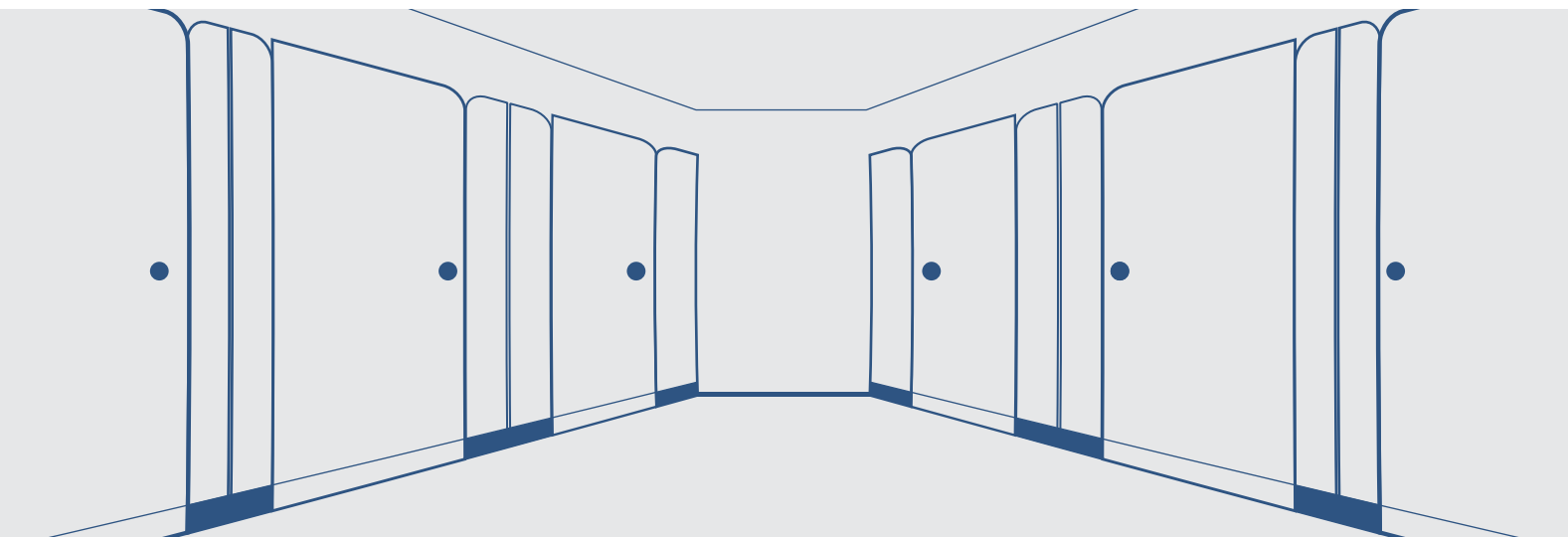
The Helmsman collection meets international standards for durability and performance but allows designers and specifiers to create a broad range of environments.

PERFORMANCE LEAD PRODUCTS FOR ALL ENVIRONMENTS

MORE REASONS TO USE HELMSMAN LAMINATES

Resistance to harmful chemicals and organic solvents	Hygienic	Environment friendly Green DNA	Scuff-resistant	Resistance to fire	
Wet-heat tested	Dry-heat tested	Greater dimensional stability	Abrasion-resistant	Scratch-resistant	Emits low fumes

WASHROOM COLLECTION



Helmsman Storage Solutions Ltd.

1 Northern Way,
Bury St Edmunds, Suffolk IP32 6NH
E: sales@helmsman.co.uk
W: www.helmsman.co.uk
T: +44 (0) 1284 727 626